

31 October 2014

Company Announcements Office  
ASX Limited

Via ASX Online


Dear Sirs

**REVISED FIGURE 1 IN SEPTEMBER 2014 QUARTERLY ACTIVITIES REPORT**

Please find attached a revised page 3 of the September 2014 Quarterly Activities Report lodged on 29 October 2014.

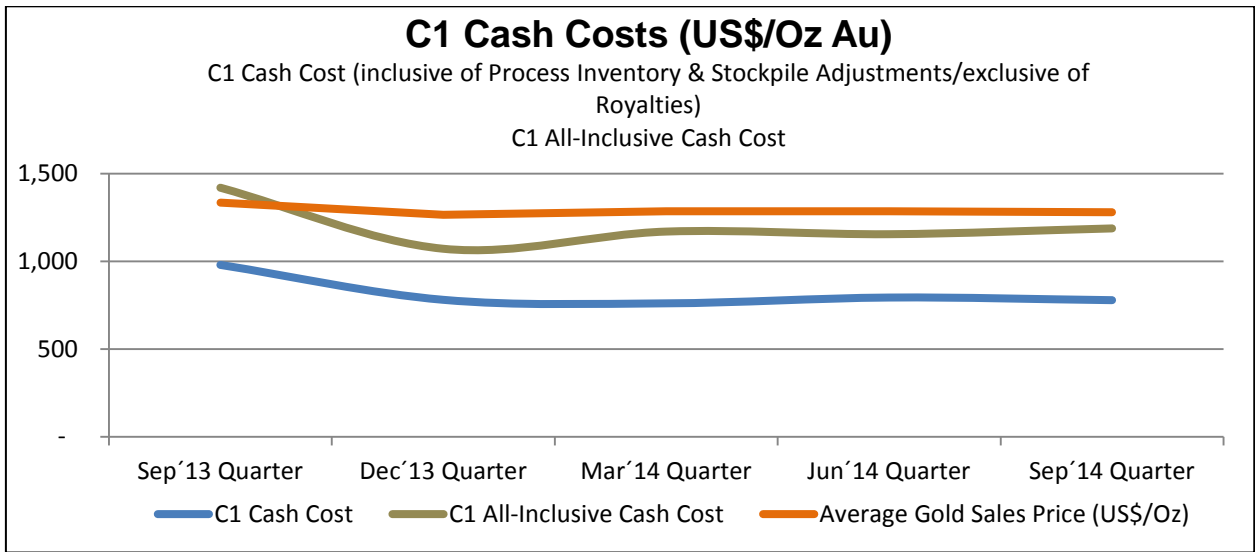
Figure 1 did not present with all details included in the original version.

Yours sincerely



RA Anderson  
Company Secretary

**Figure 1 – CMD Gold Mine C1 Cash Costs and Average Gold Sales Price: September '13, December '13, March '14, June '14 and September '14 Quarters**

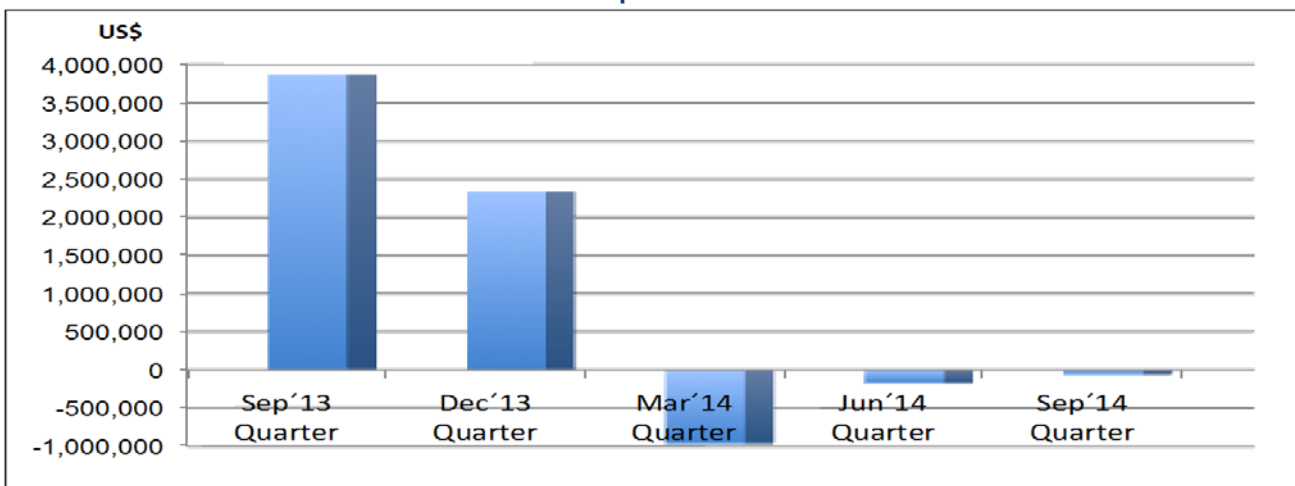


Gold production for the September quarter was 15,272 ounces, representing a 1% decrease on the previous quarter. All production was sold at spot prices, with an average sale price of US\$1,280 per gold ounce.

Gold ounces stacked for the September quarter were down 6% on the previous quarter due to a 5% decrease in stacked grade, in spite of a 1% increase in open pit mine ore production, but a slightly lower plant availability resulted in a 1% reduction in tonnes stacked. CMD continues to expect increased levels of open pit ore production in the following quarter, which in addition to improved crushing and stacking performance, should result in higher gold production levels going forward.

The CMD Gold Mine Gross Operating Profit (as defined above) was a loss of US\$0.07 million for the quarter (refer to Table 1 and Figure 2), continuing on a positive trend. September quarter sales were US\$0.35 million lower than in the June 2014 quarter.

**Figure 2 – CMD Gold Mine US\$ Gross Operating Profit/(Loss): September '13, December '13, March '14, June '14 and September '14 Quarters**



C1 Cash Cost, which exclude waste costs expensed or amortised and royalties, remained consistent quarter over quarter at US\$779 per ounce of gold produced. For a fourth consecutive